

Audible Download Manager vs Audible Windows App

There are two ways to download Audible books on your PC, one method is to use Audible Windows App, the other method is to use Audible Download Manager. Both methods are easy to operate. However, different methods require different operating procedures. Here let's talk about what is Audible Windows App and Audible Download Manager. How to use them to download Audible books? And where are Audible books stored as well as how to convert Audible books to MP3/M4B.



- 1. What is Audible Windows App and Audible Download Manager Respectively?
- 2. How to Use Audible Windows App and Audible Download Manager Respectively to Download Audible Books?
- 3. Where are Your Audible Books Stored on PC?
- 4. Bonus Tip: How to Convert Audible Books to MP3/M4B?

What is Audible Windows App and Audible Download Manager Respectively?

What is Audible Windows App?

Audible Windows App is a free app that can be used to download Audible books on any Windows 8/10 computer. With Audible Windows app, you can also access to all Audible books, stream your audiobooks and purchase any items you like.

What is Audible Download Manager?

Audible Download Manager is a program that mainly assists in downloading an audiobook from Audible Website. Double click the adh file, Audible Download Manager will open automatically and display the download progress of the audiobook.

How to Download Audible Books on PC?

Both Audible Windows App and Audible Download Manager must be installed on your computer to download Audible audiobooks on a PC.

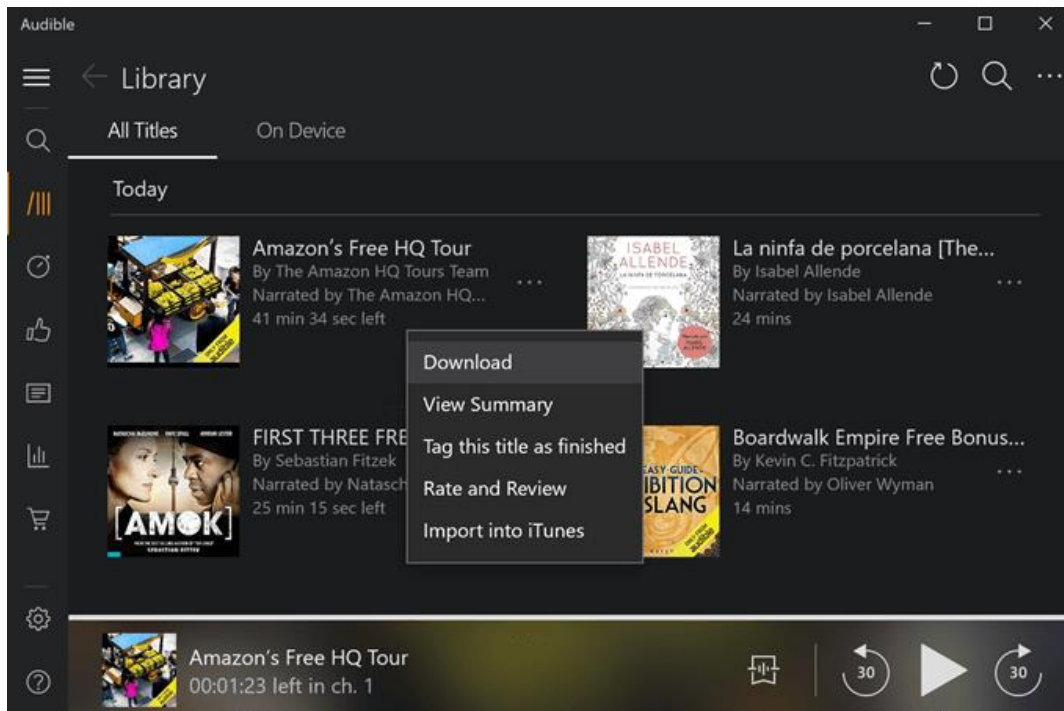
How to Use Audible Windows App to Download Audible Books?

Step 1 download and install [Audible Windows App](#) to your computer.

Step 2 sign in to your Audible account.

Step 3 start downloading Audible files.

Navigate to your Audible library, find the audiobook you want to download, then right click the book cover >> click **Download** to start the downloading.



How to Use Audible Download Manager to Download Audible Books?

Step 1 download [Audible Download Manager](#) to your computer.


Step 2 go to [Audible website](#) to download your Audible books.

Find your Audible books in your library, click **Download** to start the downloading. Notice that you will only get an adh file instead of an actual book.

Library

Titles Collections

All Finished Unfinished Enhanced Date Added Select

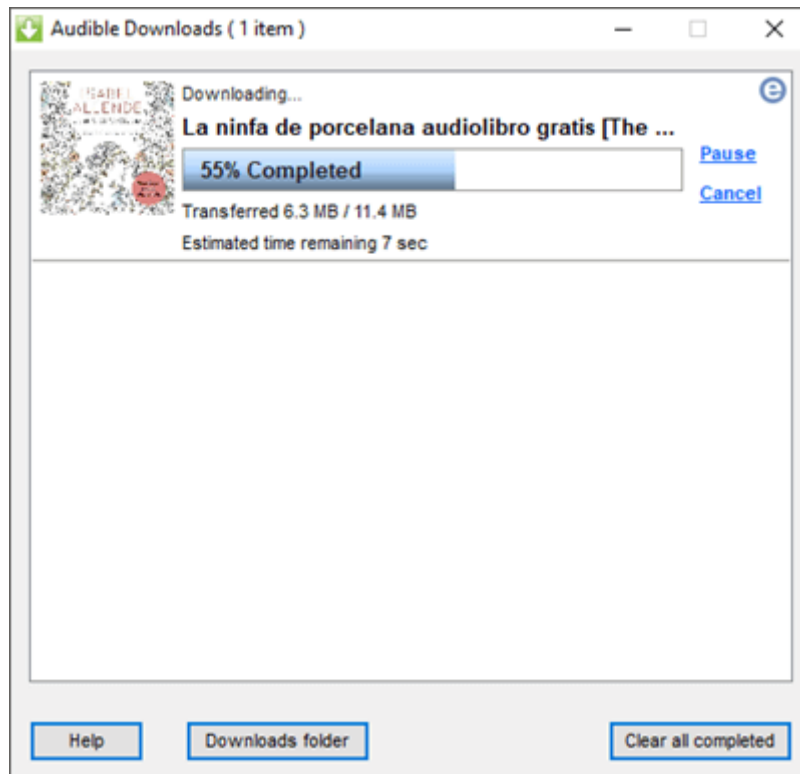


FIRST THREE FREE CHAPTERS: Amok: An Audible Original Drama
 By: Sebastian Fitzek
 Narrated by: Natascha McElhone, Adrian Lester, Rafe Spall, Peter Firth, Brendan Coyle, Hugh Skinner
 ☆☆☆☆ Write a review

26m left
[Listen now](#)
[Download](#)
You downloaded this title

This was to be her last day alive. The renowned criminal psychologist Ira Samin

Don't worry, Audible Download Manager will automatically start downloading your audiobooks after double clicking the adh file.



Tips The adh file is a protocol that assists the Audible Download Manager in downloading your Audiobooks from Audible website.

Where are Your Audible Books Stored on PC?

If you use Audible App for Windows 10 to download your Audible books, your Audible files will be saved in this path:

C:\Users\zhang\AppData\Local\Packages\AudibleInc.AudibleforWindows Phone_xns73kv1ymhp2\LocalState\Content

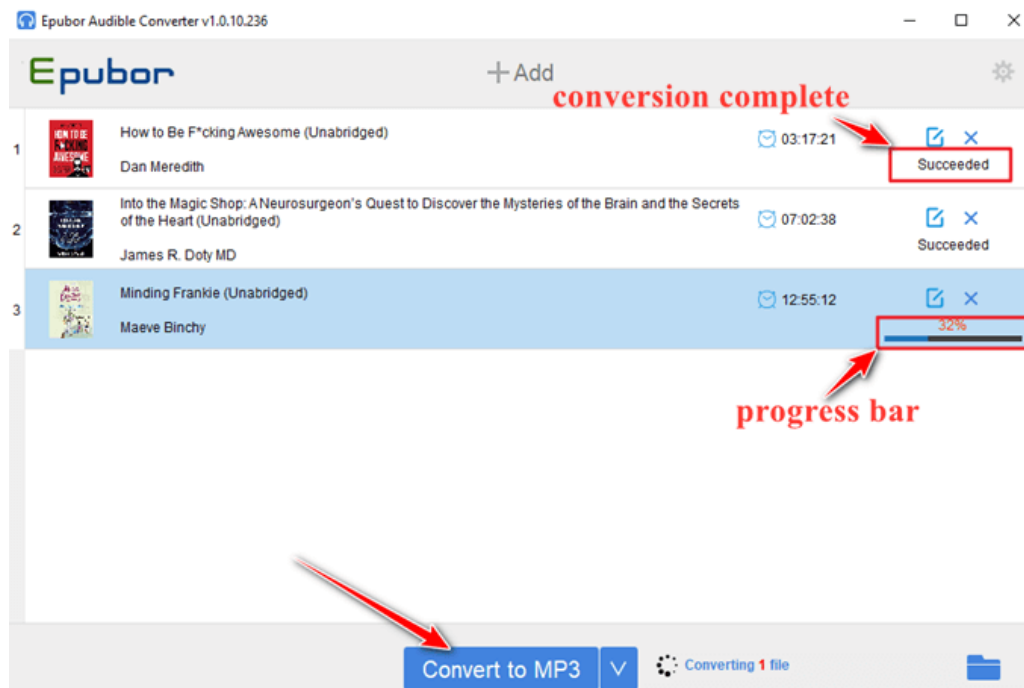
If your Audible files are downloaded via Audible Download Manager, then your Audible files are saved here:

C:\Users\Public\Documents\Audible\Downloads

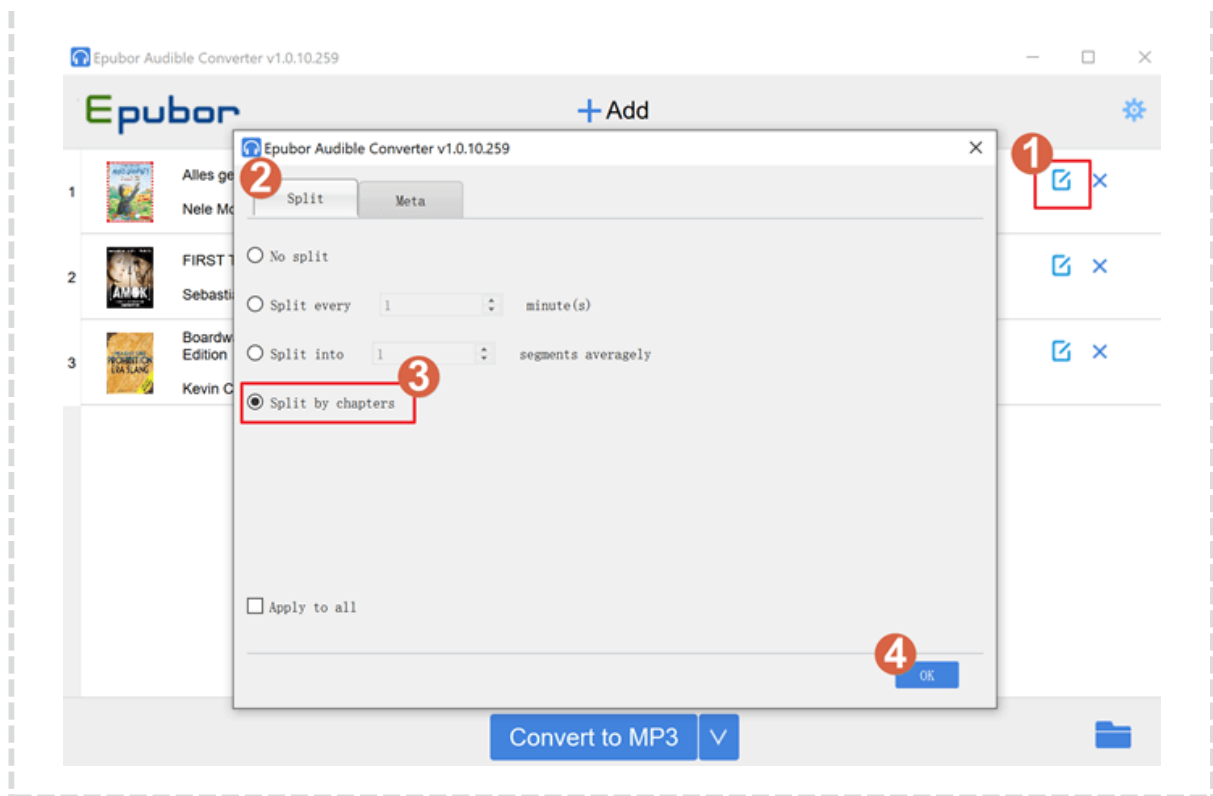
Bonus Tip: How to Convert Audible Books to MP3/M4B?

[Epubor Audible Converter](#) is the best tool that helps you remove DRM protection copy from Audible file, edits metadata on Audible files, splits Audible file by chapters and converts Audible files to MP3/M4B. Just install Epubor Audible Converter to your computer, then drag&drop Audible files to Audible converter, next choose MP3 or M4B as the output format and click Convert button to start the conversion. For detailed steps, you can follow this guide on [how to convert Audible to MP3](#).

Download Epubor Audible Converter for Free



Pro Tips if you want edit metadata or split Audible files by chapters, before hitting the convert button, you need to click the **Option** button to make some changes, then click **OK** to save the changes. Last but not the least, click convert button to start the conversion to get the result you want.



This article is generated upon <https://www.epubor.com/audible-download-manager-vs-audible-windows-app.html>, and the original author is Epubor.